

BEAUTIFULLY CRAFTED AND WEATHERTIGHT

# WINDOW WORLD


Classic-Style Sliding Patio Door



*Our thoughtfully designed Classic-Style Sliding Patio Door is a longtime favorite for its timeless beauty and superb construction.*

The substantial 5" rails of our Classic-Style Sliding Patio Door will enhance your home with a crisp, clean-line appearance, while the high-performance infrastructure provides smooth operation and a powerful shield against inclement weather.

# WINDOW WORLD CLASSIC-STYLE SLIDING PATIO DOOR



## Exceptional Style and Durability.


1. Premium vinyl mainframe and sashes are colored throughout and never need to be painted.
2. Double-wall design and multi-chambered construction increase strength and energy efficiency.
3. Dual weatherstripping on the sash increases thermal performance.
4. Ample 5" rails with mitered and fusion-welded joints enhance aesthetics and durability.
5. 1" thick insulated glass unit<sup>†</sup> with Intercept<sup>®</sup> Warm-Edge Spacer System for energy savings year-round.
6. Steel reinforcement at interlocks and lock rails increases structural integrity.
7. Contoured glazing bead for enhanced appearance.
8. Precision-engineered tandem roller system provides smooth, quiet gliding.
9. Mainframe joints incorporate closed-cell foam gaskets for superior sealing.

## Additional Features:

- Deep interlocks with protective bulb weatherstripping.
- Multi-point locking system with strong steel hook design.
- Interlock incorporates a built-in, anti-lift feature.
- Stainless steel roller track eliminates the possibility of unsightly dark residue.
- Heavy-duty extruded aluminum screen features four adjustable rollers.
- Available in a 2-panel style in 5', 6', 8' and Wisconsin-style widths; 3-panel styles in 9' and 12' widths; and a 4-panel style in a 12' width with center panels that open to each side.
- ENERGY STAR<sup>®</sup> qualified SolarZone<sup>™</sup> insulated glass package options.
- Backed by a Lifetime Limited Warranty.\*

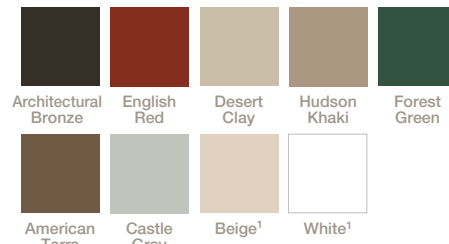
## Decorative Handles.

The Classic-Style Patio Door handle features an easy-to-use thumb latch design. Choose from six interior finishes; exterior color choices are white, beige and black.




White Beige Bright Brass Antique Brass Bright Chrome Brushed Chrome


## Exterior Colors.




## Interior Colors.



## Interior Grids.



## Cut Glass.



1 Extruded solid color.



North Wilkesboro, NC 28659  
1-800 NEXT WINDOW | 1-800-639-8946  
www.WindowWorld.com

